



KITCHEN DESIGN CATALOG

2016

OUR PHILOSOPHY

Do you know why we, people of Alma are, so committed to the direct sales of our kitchens? Because a kitchen buyer has an enormous advantage of complete product built exclusively for every customer, and because we are working every day to perfect our performance suitably to your needs. Only imagine your dream kitchen, than share the vision with us and our team will ensure that your wishes to come true. Perfecting every detail of you dream is a primary objective of your highly qualified and experienced employees. Smoothly, as everything comes from one source, the Alma, from small pieces to the complete product. Ready-made kitchen from a working hand in Alma team.

Quality is vital of course, for example, the high-quality materials used in the production, but so are the first-class workmanship, innovative design, details or the intelligent space solutions.


We also believe that it is necessary to provide a unique experience: a comprehensive service. Because our offer includes consulting and planning, production and delivery as well as installation – all from one company, out of one hand.

With expert consultants, trained carpenters and experienced technicians you need only one site to organize everything: Alma kitchens. As a manufacturer we know our product better than anyone else. So we can plan much accurate and individualized solution, and through an optimal internal process flow, we produce the highest quality customer-tailored kitchens, to be delivered on time in only a few weeks. Assembly process is based on the “plug and play” principle- including the connections of water and electric devices.

We are happy to fulfill any unusual requests and for your new kitchen – a special order is our understanding of the customer oriented quality.

TABLE OF CONTENTS

History	05	Aluminium Kitchens by BAK	
		Star	36 - 37
Wood Kitchens		Eva	38 - 39
Mina + Berlin	06 - 07	Eva 128	40 - 41
Berlin	08 - 11	City	42 - 43
Bertha	12 - 15	Luxe	44 - 45
Glaze / Glow 128	16 - 17	Silverline	46 - 47
Techno	18 - 19	Luna	48 - 49
Munich	20 - 21	Dream	50 - 51
Zurich	22 - 23	Aluminium Finishes	52 - 55
Reflex	24 - 25	Handle Options	56 - 60
Elsa	26 - 27		
Linda	28 - 29		
Wood Finishes	30 - 33	Accessories	61 - 77



“Alma kitchen offers a comprehensive product built from scratch to a fully furnished kitchen by the same company to allow for the smooth experience”

Alma kitchen factory in Ahaus, Germany

OUR COMPANY HISTORY



Alma kitchens was founded in 1971 in Ahaus, so far with 13 kitchen showrooms in North Rhine Westphalia. The company employs 170 persons involved in sales, production and assembly. Alma kitchen offers a comprehensive product built from scratch to a fully furnished kitchen by the same company to allow for the smooth experience.

Alma's a longstanding tradition and experience in kitchen design and production go hand in hand with the highest quality and innovative plans that make the space both functional and livable. By covering the entire production chain - from small pieces manufactured at a factory in Ahaus to sale in our own studios, until transport and set up the kitchens at the customer home - alma offers a complete product and service. Basing on this principle in its 40-year history alma kitchen has produced and delivered over 250 000 kitchen sets. The alma kitchens range from ultra-modern and design-oriented to classical and country style ones.




MINA
+
BERLIN

Atlanta Oak A406 with White high gloss finish.



BERLIN

Ebony and White high gloss finish.









BERLIN

Lacquer White 717 matt





BERTHA

Dark Oak A387 finish.



BERTHA

Teak A362 finish





GLAZE



Aluminium frame with glass.

GLOW
128



*Aluminium frame with glass and back -
inset handle.*







TECHNO

Cappuccino and Brown high gloss.

MUNICH

Zebrano A356 and Bianco high gloss finish.









ZURICH

Light Oak A339 finish.





REFLEX

Panel with Black glass.







ELSA

Solid wood Cherry finish.







LINDA

Solid wood Alder finish.

WOOD FINISHES

FINISHES - WOOD

WOOD GRAIN MFC - MINA / BERTHA / TECHNO / ZURICH / MUNICH



ATLANTA OAK A406



LARIX A396



TEAK A362



LIGHT OAK A339



DARK OAK A387



ZEBRANO A356



DARK WALNUT A354



DARK PINE A397



WALNUT A333



WENGE A316




ASH A319



GREY PINE A414

FINISHES - WOOD

PVC MDF - BERLIN / BERTHA / TECHNO / ZURICH / MUNICH



SILVERLINE




RED



BLACK



MAROON




WHITE



BROWN



CAPPUCCINO



BIANCO



SOFT GREY



GREEN



ORANGE




MAGNOLIA



EBONY



MATT WHITE 717



STONE GREY 728

FINISHES - WOOD


ALUM. GLASS - GLAZE



RED



BLACK



WHITE




METALLIC GREY




BROWN



METALLIC GOLD



MATT BIANCO 1013



STONE GREY 7006

SOLID WOOD - LINDA / ELSA



ALDER



CHERRY



ALUMINIUM KITCHENS
BY
BAHRAIN ALUMINIUM KITCHENS



STAR

*Medium Cherry 2043 and White high
gloss finish.*







EVA

*Wenge 1998 and Cream high
gloss finish.*



EVA 128

*Teak 2202 and Sand Beige 538-06
high gloss finish.*








CITY

*Dark Walnut 2055 and Cream high
gloss finish.*




LUXE

White high gloss finish.







SILVER LINE

Dark Walnut 2055 finish.



LUNA

Dark Maple 1878 finish.







DREAM

Dark Walnut 2055 finish.

ALUMINIUM FINISHES

FINISHES - ALUMINIUM

ALUM. WOOD FINISH - STAR / EVA / EVA FLAT / EVA 128 / CITY / SILVERLINE



DARK MAPLE 1878



DEEP ROSE 1954



WENGE 1998



MEDIUM CHERRY 2043



DARK WALNUT 2055



CHERRY 2170



BURMESE TEAK 2202



WHITE OAK 2175



GREY OAK 88063

ALUM. WOOD FINISH - LUNA / DREAM



DARK WALNUT 2055



DARK MAPLE 1878

FINISHES - ALUMINIUM

ALUM. GLOSSY - STAR / EVA / EVA FLAT / EVA 128 / CITY / SILVERLINE




RED



BLACK



MAROON



WHITE



SILVER 1090




CAPPUCCINO




CREAM



GREY BN071



SOFT GREY 237-05



SAND BEIGE 538-06



METALLIC GREY



METALLIC GOLD




BROWN



METALLIZED BRONZE RMX0029P

FINISHES - ALUMINIUM

ALUM. MATTE - STAR / EVA / EVA FLAT / EVA 128 / CITY / SILVERLINE



LEATHER ST915 156



NEW GREY 2082

ALUM. GLASS - LUXE



RED



BLACK



WHITE




METALLIC GREY



BROWN



METALLIC GOLD



MATT BIANCO 1013



STONE GREY 7006

HANDLE OPTIONS

HANDLES

MODERN



5981-SS-192



5705-SS



5701-SS



9006



23600-CP-160



4938-160
Bright Chrome



4938-320
Bright Chrome



4808-320
Bright Chrome



4808-160
Bright Chrome



UO3.320
Matt Black



UO3.160
Matt Black



128M.N2
Matt Black



128M.45
Matt Chrome



1131.320
Matt Black



1131.160
Matt Black



UO5.320
Matt Black



UO5.160
Matt Black

CLASSIC



M10A1-96



M10A4-96



M2600-128



WPO.1111



2025



WPO.0211



WPO.0111

ACCESSORIES



AIR LED-UC

Uniform lighting under cabinet. The integrated infrared sensor switches the light on/off

SIZE

600 w/ IR SENSOR

900 w/out SENSOR

1200 w/out SENSOR

CODE

ALS0277

ALS0278

ALS0279



PERTH

Aluminium surface-mounted high-efficiency LED lamp. High-sensitivity motion sensor integrated. Fixing by bracket. Suitable for application inside furniture.

SIZE

563 mm

863 mm

CODE

ALS0275

ALS0276



AIR LED-C

Air LED provides powerful and intense illumination for drawers. The integrated infrared sensor switches the light automatically on and off when the drawer is opened and closed.

SIZE

563 mm

863 mm

1163 mm

CODE

ALS0272

ALS0273

ALS0274



TRACK RETTANGOLO

Aluminum profile frame with high power led including transformer suitable for under wall cabinet.

SIZE

900

600

1200

CODE

ALS0250

ALS0251

ALS0955



DENVER SHELF LIGHT

Shelf in toughened glass with aluminum frame and electronic fluorescent light

Shelf depth : 200mm

Shelf thk. : 50mm

Price is per piece

SIZE	CODE
600	ALS0267
900	ALS0268



BASE LED LIGHT

High efficiency recesses spot-light in thermoplastic with 25 high power led. suitable for base plinth. set consist of 3 Base led light and 1 Transformer

SIZE	CODE
74x74 mm	ALS0257



GLASS SHELF LIGHT

Plastic profile complete with led strips including transformer suitable for glass shelves

set consist :

1 profile led strip

price excluding glass shelf

SIZE	CODE
600	ALS0253



SUNNY SQUARE

High efficiency surface mounted spotlight in thermoplastic with 16 high power led. suitable under wall cabinet. set consist : 3 sunny square light and 1 Transformer.

SIZE	CODE
52x52 mm	ALS0258



BALI LIGHT

Aluminum profile frame with high power led Ideal use for inside wall cabinet and under wall cabinet without routing works including transformer.

SIZE	CODE
450	ALS0260
600	ALS0261
900	ALS0262



BASE & WALL CABINET LIGHT

Aluminum housing with electronic fluorescent light with automatic switch on suitable for hinge door cabinet mountable on 18mm side panel

FINISH SIZE	CODE
411mm (450)	ALS0264
561mm (600)	ALS0265
861mm (900)	ALS0266



DRAWER BASE LIGHT-MIAMI C

Aluminum housing with electronic fluorescent light with automatic switch on suitable for drawer cabinet mountable on 18mm side panel

FINISH SIZE	CODE
561mm (600)	ALS0270
861mm (900)	ALS0263
1161mm (1200)	ALS0271



WALL BOTTOM LIGHT

Wall unit element with high efficiency electronic fluorescent Aluminum frame with tempered glass , manually switch with handle recess. mo untable on 18mm side panel

FINISH SIZE	CODE
414mm (450)	ALS0950
564mm (600)	ALS0951
864mm (900)	ALS0952



FIX ON DOWNLIGHT - ROUND
Stainless steel housing with high power bulb light. round shape. suitable for inside cabinet light including transformer.

SIZE	CODE
75 dia.	AVH0932



ARC SHELF LIGHT
Aluminum alloy frame with glass panel. Wall mounted
Price is per piece

SIZE	CODE
600 mm	AVH0930
900 mm	AVH0931



LIGHT SHELF WITH GLASS
For Wall Cabinet Interior.
Aluminum frame with glass
Including 2.00 Mtr main lead and transformer. mountable on 18mm side panel.

Standard depth: 290mm

FINISH SIZE	CODE
562mm (600)	AKL0351
862mm (900)	AKL0350



TOP BOARD SUPPORT
Aluminum alloy in silver finish.
Wall mounted. Support shelf from 200 - 250mm.
Price is per piece.

SIZE	CODE
150 mm	AVH0933



GLASS CLAMP SUPPORT

Chrome poished Zamak

Load capacity 25 kg.

Shelf depth 200 - 300mm

Glass panel thk. 6 - 28mm

Price is per piece. Extra Glass price in LM (6 x 295 depth).

SIZE **CODE**

Per LM GS AR0920



WOODEN CUTTLERY TRAY

5 compartments

For drawer width 450mm


Solid Beechwood

SIZE

450mm

CODE

AR0923



WOODEN CUTTLERY TRAY

8 compartments

Including knives insert

For drawer width 900

SIZE **CODE**

900 mm AR0924



WOODEN CUTTLERY TRAY


4 compartments

Including knives insert

For drawer width 600

SIZE **CODE**

600 mm AR0925



WOODEN PLATE/POT HOLDER

7 wooden separator

For free arrangement


For drawer width 600

SIZE

600 mm

CODE

AR0926



WOODEN PLATE/POT HOLDER

10 wooden separator

For free arrangement

For drawer width 900

SIZE

900 mm

CODE

AR0927



PLASTIC CUTTLERY TRAY

Plastic white, With plastic divider

450mm with 3 compartments

600mm with 4 compartments

With 6 removable dividers

SIZE

450 mm

600 mm

CODE

AR0931

AR0932



SUSPENSION RAIL

2 mounting bracket

2 end cap

Matt nickle finish

Length : 1000mm

Price is per piece

SIZE

1000 mm

CODE

AF0110



HOOK RAIL

6 Hooks

Matt nickle finish

Price is per piece

SIZE

378 x 40 x 25 ht. mm

CODE

AF0116



PLATE HOLDER

Matt nickle finish

12 plate holder of 250 dia.

Matt nickle finish

Size : 380 x 190 x 255 ht.

Price is per piece

SIZE

380 x 190 x 255 ht. mm

CODE

AK042



DISPENSA SEMI TALL PULL OUT

For Tall unit 400 / 450

Set consist

1 Frame , ht 1200 - 1600

1 pair Lower & Upper runner

3 Clip on basket

With Soft stop

SIZE

400 / 450 mm

CODE

AK0010



DISPENSA SEMI TALL PULL OUT

For Tall unit 400 / 450

Set consist

1 Frame , ht 1600 - 2000

1 pair Lower & Upper runner

4 Clip on basket

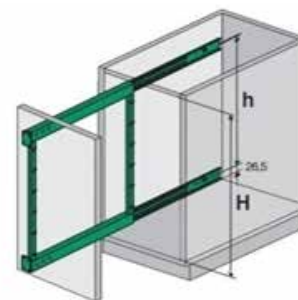
With Soft stop

SIZE

400 / 450 mm

CODE

AK0011



Shown photo in left opening
min internal cabinet ht. 668mm

2-TIER BASE PULL-OUT

For 300mm Cabinet , 90 deg.

Set consist

1 Frame runner

2 Clip on basket

With Soft stop

SIZE

300 mm

300 mm

CODE

AK016

AK017

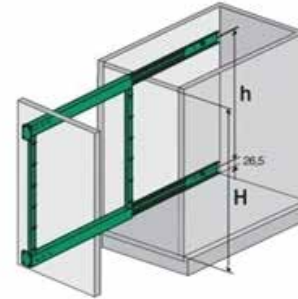


MAGIC CORNER SET

For Corner Base 1000mm
For door 450mm

Price is per set
2 nos Basket 305x405x85
2 nos Basket 305x470x85

SIZE	CODE
450mm (LEFT)	AK026
450mm (RIGHT)	AK027



2-TIER BASE PULL-OUT

For 400mm Cabinet , 90 deg.

Set consist
1 Frame runner
2 Clip on basket
With Soft stop

SIZE	CODE
400 mm	AK018
400 mm	AK019

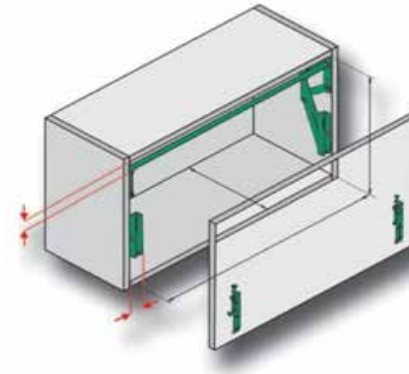


180 DEG. SWIVEL BASKET

For Corner base 1000mm
For door 450mm

Price per set
2 nos Swivel basket
1 no axle post

SIZE	CODE
450 mm	AK032



LIFT FITTING FOR TALL UNIT

For 450-600 Cabinet width

Max ht. 450mm

Min ht . 320mm

Price per set
Door without hinge
2 gas spring

SIZE	CODE
450-600 mm	AK0033



SKYLINE POST

Bright chrome finish
Suitable for hanging from ceiling
Price per set of 4 pcs

SIZE

1000 mm length

CODE

AK0039



BAR CONSOLE

Slanted design
Bright chrome finish
Suitable for Counter Top
Price is per piece

SIZE

50mm dia x 200 ht.

CODE

AK0038



LE MANS MAGIC CORNER

For 450 and 600mm door
Set consists of 1 Adjustable Axle
2 Lemans tray with Soft stop
Lemans Swing LEFT (071/073)

SIZE

450 mm (RIGHT)
450 mm (LEFT)
600 mm (RIGHT)
600 mm (LEFT)

CODE

AK070
AK071
AK072
AK073

Shown photo in right opening / Lemans Swing LEFT (071/073). Min internal cabinet ht. 668mm



COVOY ARENA PLUS

For Tall unit 600 , HT. 2040
Set consist
1 Frame Convoy Centro
1 pair Lower & Upper runner
5 Clip on Arena shelf
With Soft stop

SIZE

600 mm

CODE

AK074



ADJUSTABLE WORKTOP POST

With fixing plate

Chrome polished finish

Without base

Price is per piece

SIZE

720-870mm ht

adjustable

Post - 80mm dia.

CODE

AOP0411



ADJUSTABLE WORKTOP POST

With fixing plate

Chrome polished finish

Price is per piece

SIZE

720-870mm ht

adjustable

Post - 80mm dia.

230mm dia. Base

CODE

AOP0410



TABLE LEG "GALILEO" ART 700

Available in Silver and Black

painted finish.

SIZE

H - 850mm x L - 600mm

Silver Painted

Black Painted

CODE

AOP0412

AOP0413



SERVO DRIVE FOR 4L DRAWER

Price is per set

8 distance bumper

1 bracket profile

4 drive unit

6 cable holder

2 connecting node

SIZE

Transformer set w/ 2Mtr. cable

CODE

SERVO 4D

SERVO TR



SERVO DRIVE FOR 3L DRAWER

Price is per set

6 distance bumper

1 bracket profile

3 drive unit

6 cable holder

2 connecting node

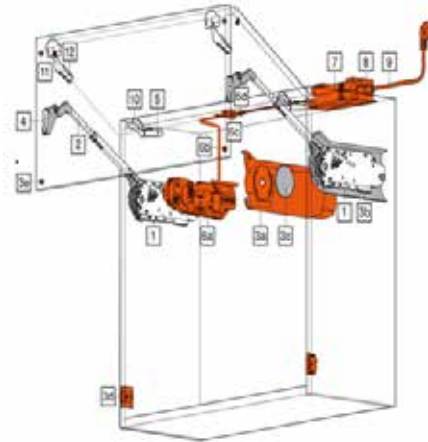
SIZE

Transformer set w/ 2Mtr. cable

CODE

SERVO 3D

SERVO TR



SERVO DRIVE FOR BI-FOLD LIFT

For Wall unit fittings only

Price is per set

including Transformer

2 Mtr. Wiring

1 cable

Set of Electronic fittings

Applicable to 900 & 1200 cabinet

CODE

SERVO HF



SERVO DRIVE FOR 2L DRAWER

Price is per set

6 distance bumper

1 bracket profile

3 drive unit

6 cable holder

2 connecting node

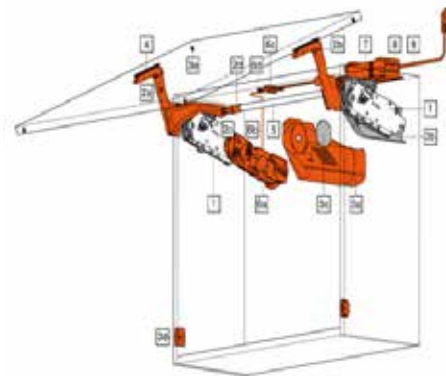
SIZE

Transformer set w/ 2Mtr. cable

CODE

SERVO 2D

SERVO TR



SERVO DRIVE FOR OVER-LIFT

For Wall unit fittings only

Price is per set

including Transformer

2 Mtr. Wiring

1 cable

Set of Electronic fittings

Applicable to 900&1200 cabinet

CODE

SERVO HS



TALL UNIT PULL OUT

For Tall unit 450

Set consists: 1 Frame Ht. 1860-2200mm, 1 pair Lower & Upper runner, 5pcs of Clip on basket With Soft Close function. 01145SC

SIZE

450 mm

CODE

AW0550



TALL UNIT PULL OUT

For Tall unit 600

Set consists: 1 Frame Ht. 1260-1600mm, 1 pair Lower & Upper runner, 4 pcs of Clip on basket With Soft Close function. 01360SC

SIZE

600 mm

CODE

AW0552



TALL UNIT PULL OUT

For Tall unit 600

Set consists: 1 Frame Ht. 1860-2200mm, 1 pair Lower & Upper runner, 5pcs of Clip on basket With Soft Close function. 01160SC

SIZE

600 mm

CODE

AW0551



UNIVERSAL MAGIC CORNER

For Corner Base 1000mm

Door 450mm

For both Left & Right handed

With Soft Close function

Set includes: 2 nos Basket 395x456x85, 2 nos Basket 257x436x85. 04840SC

SIZE

1000 mm

CODE

AW0553



PULL OUT WASTE BIN

For 400mm Pull out cabinet
Loading Capacity 40kg.
2nos Waste Bin
With Soft Close function
Hinge cabinet of 450 - 600
and 2-door cabinet up to 1200
09840SC

SIZE

400 mm

CODE

AW0554



3 TIER PULL OUT BASE UNIT

For 400mm Cabinet , 90 deg.
Set consists: 1 Frame runner
3nos Clip on basket, With Soft
Close function, For both Left &
Right handed. 07740SC

SIZE

400 mm

CODE

AW0556



3 TIER PULL OUT BASE UNIT

For 300mm Cabinet , 90 deg.
Set consists: 1 Frame runner
3nos Clip on basket, With Soft
Close function, For both Left &
Right handed. 07730SC

SIZE

300 mm

CODE

AW0555



2 TIER PULL OUT BASE UNIT

For 600mm Cabinet , 90 deg.
Set consists: 1 Frame runner Ht.
638-775mm, 2nos Clip on
basket, With Soft Close function,
Loading capacity 50kg. 01560SC

SIZE

600 mm

CODE

AW0557



SWIVEL MAGIC CORNER UNIT

For Corner base 1050mm
For door 500mm, Left Door
Opening. Price set includes:
2 nos Swivel basket, 1 no axle post

With Soft Close function, 050LH

SIZE **CODE**

LEFT DOOR OPENING

1050 mm AW0558

RIGHT DOOR OPENING

1050 mm AW0559



9003



1120

MIDWAY UNIT HANGER TUBE

16mm dia.. Chrome Finish
1200mm including holder

SIZE

1200 mm

CODE

AW0561



LARDER UNIT 3-POINT SHELVING

For Tall unit 450mm
For both Left & Right handed
Loading Capacity 60kg.
Price set includes: 7pcs Internal
basket, 7pcs Door trays, 7pcs
External trays. 5845.

SIZE

450 mm

CODE

AW0560



DOUBLE S-HOOK

Chrome Finish
Price for 4pcs /set
9027

CODE

AW0562



MULTI PURPOSE RACK

Chrome Finish

9010

SIZE

450W x 180D x 278 Ht

CODE

AW0563



2-SHELF SPICE RACK

Chrome Finish

9020

SIZE

350W x 86D x 280 Ht.

CODE

AW0565



PAPER TOWEL AND FOIL HOLDER

Chrome Finish

9014

SIZE

328W x 152D x 370 Ht.

CODE

AW0564



AVENTOS HS - UP & OVER LIFT SYSTEM

With AVENTOS HS, the front swings up over the cabinet. The up & over lift system is ideal for large area, single fronts as well as for cabinets with cornice or crown moulding.

CODE

ABL0940



AVENTOS HF - BIFOLD LIFT SYSTEM

The AVENTOS HF has a two-part front that folds in the centre when opening. The bi-fold lift system is ideal for higher wall cabinets with large fronts because the handle remains easy to reach in any position. AVENTOS HF can also be used with fronts of different heights.

CODE

ABL0941



AVENTOS HKS - STAY LIFT

Providing perfect motion for small cabinets with lift up doors is the goal of AVENTOS HK-S. It has been specially designed in terms of size and performance to provide the consumer a perfect experience.

CODE

ABL0944



MADE
IN
GERMANY

Services

We offer service of kitchens starting from planning to full fitting on site. For customers who prefer to fit their own or have their own fitter, we deliver fully assembled units direct to your required space.

Alternatively, we are pleased to arrange a convenient appointment and provide a free quotation in the comfort of your own home or office. We provide an extensive range of customized kitchens designed to suit your taste.



almakitchens

▶▶▶ DIREKT VOM HERSTELLER